

ORNELINK Website User Guide

1. Create an account

Go to the ORNELINK website :

<http://ornelink.orne.fr/>

On the Home page, click on the big button « create an account »

ORNELINK
Shaping the future together

CREATE AN ACCOUNT

HOME ABOUT MEMBERS THE EXCHANGE ORNELINK TV USEFUL INFORMATION CONTACT

New site - new features
Our new site includes a message board service, The Exchange, where you can post messages about events, clubs, language classes, etc. Create your user account and you will be able to post on The Exchange and also send direct messages to other members.
[Read more](#)

OrneLink - one year old! 05/07/2010

OrneLink Party - 3 juillet 2010
de cgorne sur Flickr

User login

Username or e-mail: *

Password: *

Log in

- Create new account
- Request new password

Who's new?

On the next page you will be asked to fill in a form called « **Account information** ». Choose a username, something simple to connect to the website, enter your email address and choose a password. Just under the Account information form, fill in the « **member** » form with your name, address, post code, town, nationality and phone number. You can also write something about yourself.

User account

Create new account Log in Request new password

Account information

Username: *

E-mail address: *

Password: *

Confirm password: *

member

Your full name: *

Address: *

Postcode: *

Town / village: *

Nationality: *

Phone:

Tell the other members a little about yourself:

Create new account

Latest news

- OrneLink - one year old! 05/07/2010
- Business Networking 'made in Orne' 23/03/2010
- OrneLink Party 09/12/2009
- The Orne has a Wife 14/11/2009
- Garden Party 05/07/2009

Who's new?

Alex-Marie Morin Elise

Marc Melinger Marlene Philippe

Corinne Therese M... Dankele Horzé

See all members

Practical Links

- Abali Lambert's blog
- Disability services - the MDPH
- Orne Council
- Zeclic, a community for us by P. Billébor
- Orne Développement
- Orne Tourist Board
- Orne Export
- Business in the Orne
- Youth Information services - the BU
- SOS Help - English-language listing the more

Once filled in, click on the button « create new account »

ORNELINK

If one or more fields are missing, the next page will tell you which one. Fill in the missing fields and then click again on create an account.

ORNELINK
Shaping the future together

CREATE AN ACCOUNT

HOME ABOUT MEMBERS THE EXCHANGE ORNELINK TV USEFUL INFORMATION CONTACT

New site - new features
Our new site includes a message board service, The Exchange, where you can post messages about events, clubs, language classes, etc. Create your user account and you will be able to post on The Exchange and also send direct messages to other members.
[Read more](#)

User account

- Username field is required.
- E-mail address field is required.
- Password field is required.
- Your full name field is required.
- Address field is required.
- Postcode field is required.
- Town / village field is required.
- Nationality field is required.

Create new account Log in Request new password

Account information

Username: *

Spacers are allowed, punctuation is not allowed except for periods, hyphens, and underscores.

Latest news

- OrneLink - one year old! 05/07/2010
- Bestless Networking 'made in Orne' 23/03/2010
- OrneLink Party 04/12/2009
- The Orne has a wife 14/11/2009
- Gande Party 04/07/2009

Who's new?

- Anne-Mark Morla
- Elire
- Marc Mehliger
- Marteen Philippe

If nothing is missing, your account is created and you will see this message

ORNELINK
Shaping the future together

CREATE AN ACCOUNT

HOME ABOUT MEMBERS THE EXCHANGE ORNELINK TV USEFUL INFORMATION CONTACT

New site - new features
Our new site includes a message board service, The Exchange, where you can post messages about events, clubs, language classes, etc. Create your user account and you will be able to post on The Exchange and also send direct messages to other members.
[Read more](#)

Thank you for applying for an account. Your account is currently pending approval by the site administrator.
Once it has been approved, you will receive an e-mail containing further instructions.

User login

Username or e-mail: *

Password: *

OrneLink - one year old! 05/07/2010

ORNELINK

If you check your inbox, you will find a message coming from MERRILL.Scarlet@CG61.fr saying :

Hello ...,

Thank you for registering on the OrneLink website. Your application is currently pending approval. You will receive an email as soon as your account has been activated.

The OrneLink Team

-- OrneLink team

As soon as your account has been activated, you will receive another email from MERRILL.Scarlet@CG61.fr saying :

...,

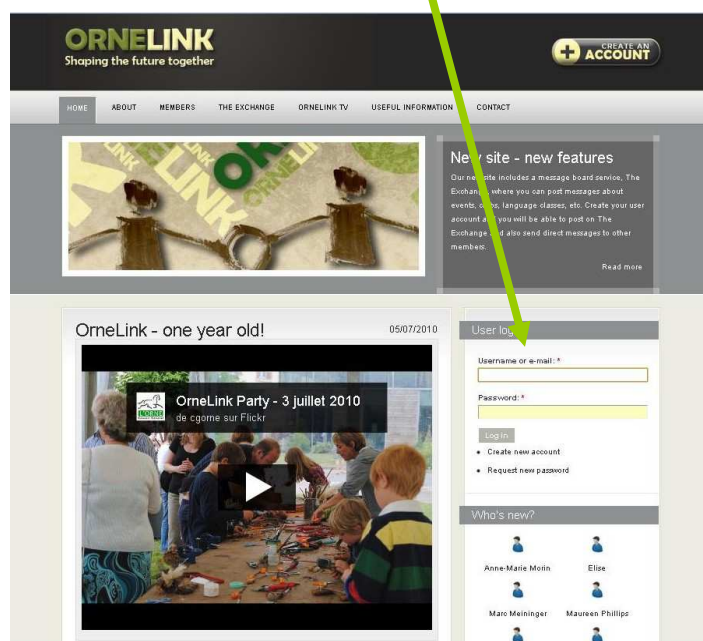
Your account at OrneLink has been activated.

2. Login and post a message

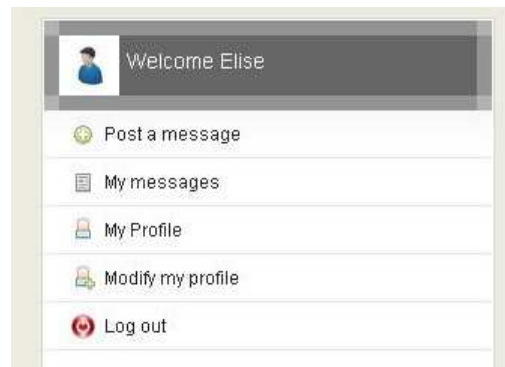
Go to the home page of the ORNELINK website :

<http://ornelink.orne.fr/>

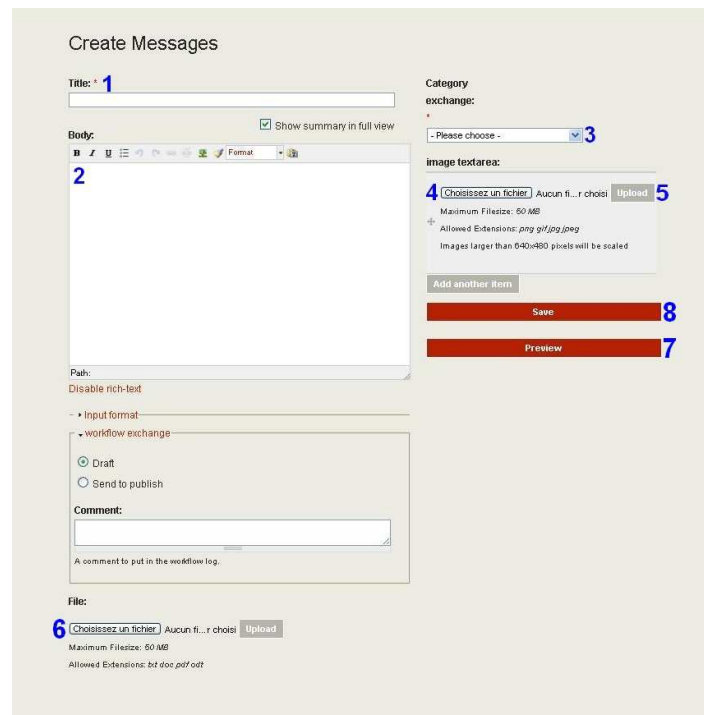
You will see on the right the form to login



Enter your email address and password, then click on the button login.
Once you are logged in, you will see a new menu on the right :



The first button allows you to post a message on the Exchange page
Click on « Post a message », you will arrive on this page :



Enter a title (1) for your message and write the message in the field under (2).

Choose a category (3), you can insert an image by clicking on « choisissez un fichier » (4) and then click on upload (5). You can also attach a file to your message by clicking on the button (6) at the bottom of the page. You can preview your message by clicking on the preview button (7). Once you are satisfied with your message, click on the save button (8).

Your message is now sent for approval and will be published in a few days.

Back to your menu



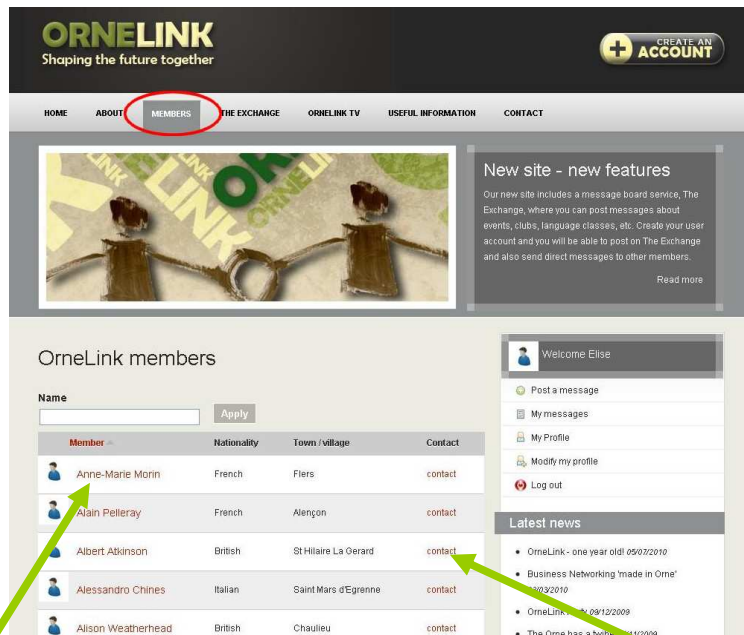
The button « my messages » will bring you to the list of messages you sent and received via the website.

The « My Profile » button, will allow you to see your details and if you wish to change something, you can click on « Modify my profile ».

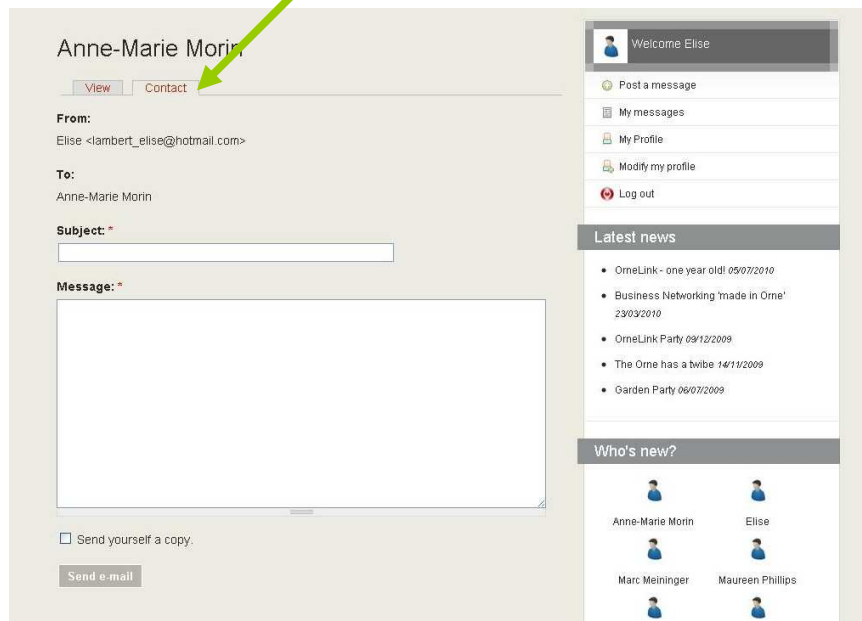
The « Log out » button will disconnect you from the website.

3. Browse Members

To browse members and access their details, you need to be logged in. Once logged in, click on the « MEMBERS » button.




You can click on any member to read more about them or send them a message
 You can also look at their profile and then send them a message by clicking on the contact button



4. Request a new password

If you cannot remember your password, you can request a new one by clicking on the « Request new password » link.



The screenshot shows the OrneLink website interface. At the top left is the logo 'ORNELINK Shaping the future together'. At the top right is a 'CREATE AN ACCOUNT' button. Below the logo is a navigation menu with links: HOME, ABOUT, MEMBERS, THE EXCHANGE, ORNELINK TV, USEFUL INFORMATION, and CONTACT. The main content area features a banner image of two people holding hands over a map of the Orne region, with the text 'New site - new features' and a 'Read more' link. Below the banner is a video player titled 'OrneLink - one year old!' with a play button. To the right of the video is a 'User login' form with fields for 'Username or e-mail' and 'Password', a 'Log in' button, and links for 'Create new account' and 'Request new password'. A green arrow points from the text above to the 'Request new password' link in the login form.

You will be asked to enter your email address and a new password will be sent to you.

5. News and Usefull information

New articles are regularly posted on the website, you will see news about new events, or pictures of past event.

On the Usefull Information page, you will find help with some practical aspects of your life in the Orne like : French classes available in the department, services such as social workers, health organisations, etc. and your elected representatives.

6. Contact

If you have any other ideas for events or services we could organise as part of OrneLink, please don't hesitate to contact us through the contact page.

Contact

You can leave a message using the contact form below:

Your name: *

Your e-mail address: *

Subject: *

Message: *